








Kurzfristige Prognose

Stations-Durchschnitte

	 °C	 %	 hPa	 km/h	 mm/h	 °C
29 Dez	8.4 / 2.9	74.6	1004.3	2.5	1.4	6.0 / 0.4
30 Dez	8.3 / 2.9	76.9	1006.8	2.6	3.7	6.2 / 0.4
31 Dez	9.8 / 5.0	74.8	1006.6	2.5	2.2	8.9 / 2.8
1 Jan	10.2 / 3.6	72.9	1008.8	2.2	0.1	8.1 / 1.6
2 Jan	7.2 / 2.4	69.8	1005.9	1.7	0.2	5.0 / -0.1
3 Jan	7.3 / 4.4	75.4	1005.4	3.0	1.7	5.0 / 2.4
4 Jan	7.4 / 3.9	74.5	1002.7	5.0	0.7	4.2 / 1.1
5 Jan	4.5 / 2.2	80.7	1001.9	4.3	5.2	2.2 / -0.6
6 Jan	3.7 / 0.7	85.9	1005.0	3.2	3.1	1.1 / -1.8

Stationsextreme

	 °C	 %	 hPa	 km/h	 km/h	 mm/h	 °C
29 Dez	11.8 2023	89.0 2021, 2024	1029.6 2024	27.4 2021	27.4 2021	4.6 2021	10.2 2023
	-2.3 2020	47.0 2023	975.4 2020	-	-	-	-4.8 2020
30 Dez	12.3 2023	91.0 2024	1020.6 2024	24.1 2021	33.8 2021	18.0 2021	10.7 2023
	-2.7 2024	52.0 2023	990.8 2020	-	-	-	-5.2 2024
31 Dez	16.5 2022	93.0 2023	1021.4 2022	20.9 2023	22.5 2023	8.4 2023	15.5 2022
	-1.3 2020	53.0 2022	995.0 2020	-	-	-	-4.6 2020
1 Jan	16.3 2023	93.0 2024	1024.6 2023	19.3 2024	30.6 2024	0.3 2024	15.5 2023
	0.0 1970	0.0 1970	0.0 1970	-	-	-	0.0 1970
2 Jan	15.4 2023	92.0 2021	1024.9 2023	9.7 2024	16.1 2024	0.8 2024	14.0 2023
	-4.6 2021	43.0 2022	991.6 2024	-	-	-	-7.8 2021
3 Jan	12.8 2022	89.0 2024	1031.4 2023	24.1 2022	35.4 2022	4.3 2023	10.5 2022, 2024
	-2.7 2021	51.0 2022	991.3 2024	-	-	-	-6.0 2021
4 Jan	11.7 2022	88.0 2021	1031.5 2023	45.1 2024	54.7 2024	2.0 2022	10.4 2022
	-2.1 2021	52.0 2024	988.9 2022	-	-	-	-5.3 2021
5 Jan	10.9 2023	88.0 2021	1022.2 2023	25.7 2023	35.4 2023	10.9 2022	9.0 2023
	-2.3 2021	63.0 2024	991.0 2022	-	-	-	-5.9 2022
6 Jan	11.8 2023	95.5 2024	1033.4 2023	22.5 2022	24.1 2022	10.9 2024	10.7 2023
	-2.6 2021	69.0 2023	994.3 2024	-	-	-	-6.9 2022

Almanach

